



ZANTINGH

Electric boilers




A Norwegian quality product 

SB 375 - 600 kW

August 2020 V2

SB 375-600 kW

The boiler can be delivered for 375-400 kW @ 230 V, and 375–600 kW @ 400 or 690 V. Operating temperature is max 100 °C, and max pressure is 6 bar. Available also in 16 bar version. The boiler is equipped with an electronic temperature regulator with 30 steps and temperature setting range 5 – 100 °C. A display is indicating temperature, power, steps etc.



30-step electronic regulator with option for remote control



Picture showing SB 600kW/400V

For optimized economical operation, an outdoor temperature sensor may be connected (optionally) for weather compensated heat curve regulation. Integrated step limitation allow power limitation if needed.

Remote control/signals to SCADA

The boiler is prepared for remote control of temperature and power by 0-10 V signals. External start/stop and alarm signals are available on the terminal connector. Readouts of supply temperature, preset temperature and power are also available as 0–10 V signals.

Notice:

- Boiler power may vary by +5/-10 % due to heating element tolerances.
- Ensure 1 m. clearance over the boiler for service and replacement of elements.
- Connection box for power cables may be installed on right hand (standard) or left hand side.

The boilers are CE marked

TYPE	POWER kW	VOLTAGE 50 Hz 3-PHASE			AMP	REGULATION	DRY WEIGHT KG	WATER VOLUME l	FLANGE SUPPLY/RETURN	DRAIN/ EXPANSION
		230 V	400 V	690 V						
SB 2375	375	●			941	30 step	450	310	DN 125/16	G 2"
SB 2400	400	●			1004	30 step	450	310	DN 125/16	G 2"
SB 4375	375		●		541	30 step	450	310	DN 125/16	G 2"
SB 4400	400		●		577	30 step	450	310	DN 125/16	G 2"
SB 4450	450		●		650	30 step	450	310	DN 125/16	G 2"
SB 4500	500		●		722	30 step	450	310	DN 125/16	G 2"
SB 4600	600		●		866	30 step	450	310	DN 125/16	G 2"
SB 6375	375			●	314	30 step	450	310	DN 125/16	G 2"
SB 6400	400			●	335	30 step	450	310	DN 125/16	G 2"
SB 6450	450			●	377	30 step	450	310	DN 125/16	G 2"
SB 6500	500			●	418	30 step	450	310	DN 125/16	G 2"
SB 6600	600			●	502	30 step	450	310	DN 125/16	G 2"

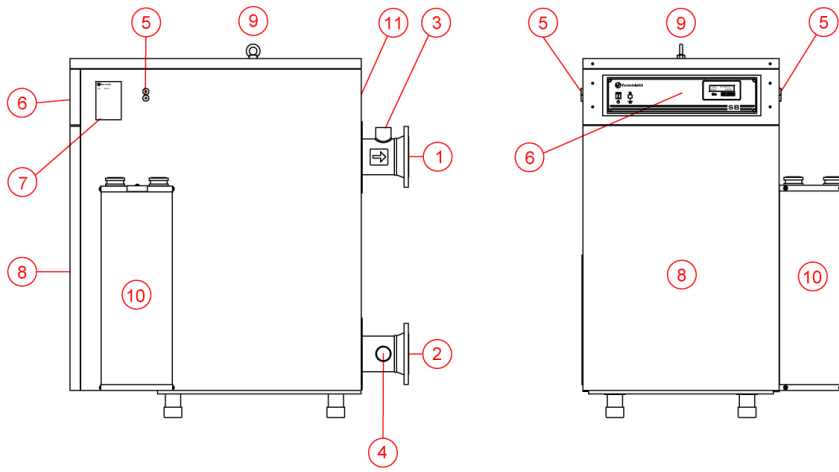
Current regulations for safety and electrical systems must always be followed!

Electrical high power connection box

Connection clamps for 35 - 240 mm² Al/Cu cables. Max terminal current 380/425 A – Al/Cu – 4 conductors/phase.

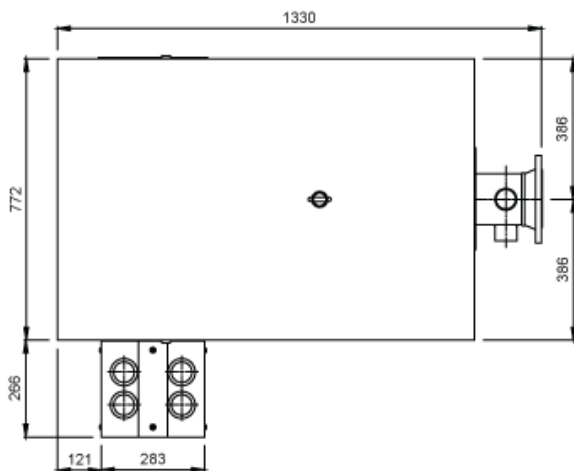
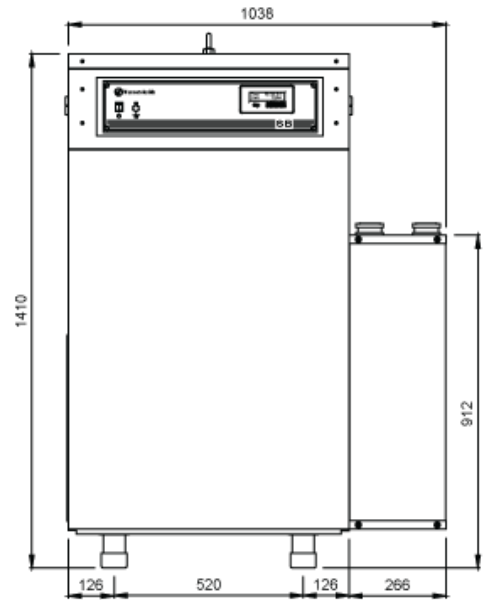
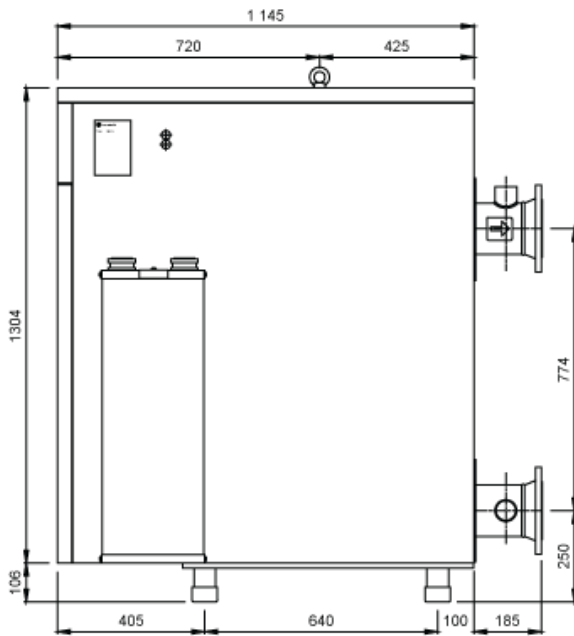
Inlet for 4 cables – 4 conductors/phase. No use of N-conductor.





1. Hydraulic outlet DN125 PN16
2. Hydraulic inlet DN125 PN16
3. 2" muff for venting/safety valve
4. 2" muff for drain/expansion
5. Cable inlets for control voltage/signals
6. Control panel
7. Type plate
8. Door
9. Lifting eye/hook
10. Connection box for power cables
11. Cooling fan

All dimensions in mm.



Notice:

Ensure 1 m. clearance over the boiler for service and replacement of elements.



Varmeteknikk reserves the right to change specifications without prior notification.