



Electric boilers




A Norwegian quality product 

SB 180-300 kW

August 2020 V2

SB 180-300 kW

The boiler can be delivered for 180-300 kW @ 230, 400 or 690 V. Operating temperature is max 100 °C, and max pressure is 6 bar. The boiler is equipped with an electronic temperature regulator with 15 steps and temperature setting range 5 – 100 °C. A display is indicating temperature, power, steps etc.



15- step elektronik regulator with option for remote control



Picture showing SB 300kW/400V

For optimized economical operation, an outdoor temperature sensor may be connected (optionally) for weather compensated heat curve regulation. Integrated step limitation allow power limitation if needed.

Remote control/signals to SCADA

The boiler is prepared for remote control of temperature and power by 0-10 V signals. External start/stop and alarm signals are available on the terminal connector. Readouts of supply temperature, preset temperature and power are also available as 0–10 V signals.

Notice:

- Boiler power may vary by +5/-10 % due to heating element tolerances.
- Ensure 1 m. clearance over the boiler for service and replacement of elements.
- Connection box for power cables may be installed on right hand (standard) or left hand side.

The boilers are CE marked

TYPE	kW	VOLTAGE 50 Hz 3-PHASE			AMP	REGULATION	DRY WEIGHT KG	WATER VOLUME l	FLANGE SUPPLY/RETURN	DRAIN/ EXPANSION
		230 V	400 V	690 V						
SB 2180	180	●			452	15 trinn	290	240	DN 100/16	1 ½"
SB 2200	200	●			502	15 trinn	295	240	DN 100/16	1 ½"
SB 2225	225	●			565	15 trinn	314	240	DN 100/16	1 ½"
SB 2250	250	●			628	15 trinn	315	240	DN 100/16	1 ½"
SB 2300	300	●			753	15 trinn	310	240	DN 100/16	1 ½"
SB 4180	180		●		260	15 trinn	290	240	DN 100/16	1 ½"
SB 4200	200		●		289	15 trinn	295	240	DN 100/16	1 ½"
SB 4225	225		●		325	15 trinn	300	240	DN 100/16	1 ½"
SB 4250	250		●		361	15 trinn	305	240	DN 100/16	1 ½"
SB 4300	300		●		433	15 trinn	310	240	DN 100/16	1 ½"
SB 6180	180			●	151	15 trinn	290	240	DN 100/16	1 ½"
SB 6200	200			●	167	15 trinn	295	240	DN 100/16	1 ½"
SB 6225	225			●	188	15 trinn	300	240	DN 100/16	1 ½"
SB 6250	250			●	209	15 trinn	305	240	DN 100/16	1 ½"
SB 6300	300			●	251	15 trinn	310	240	DN 100/16	1 ½"

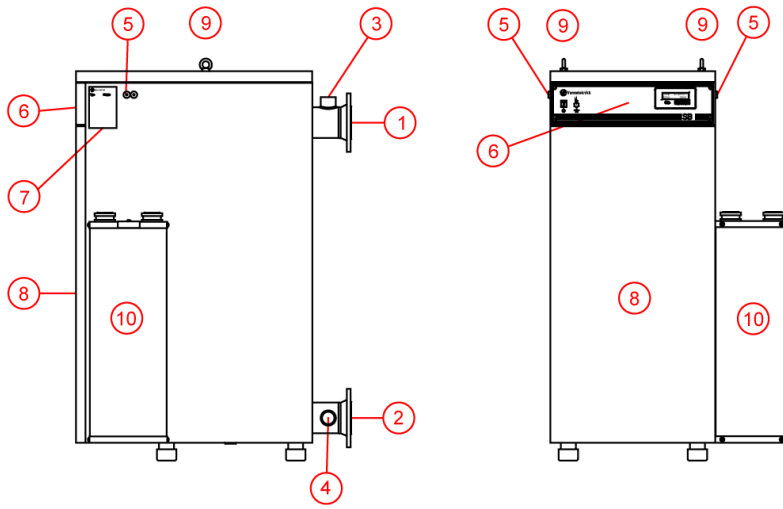
Current regulations for safety and electrical systems must always be followed!

Electrical high power connection box

Connection clamps for 35 - 240 mm² Al/Cu cables. Max terminal current 380/425 A – Al/Cu – 4 conductors/phase.

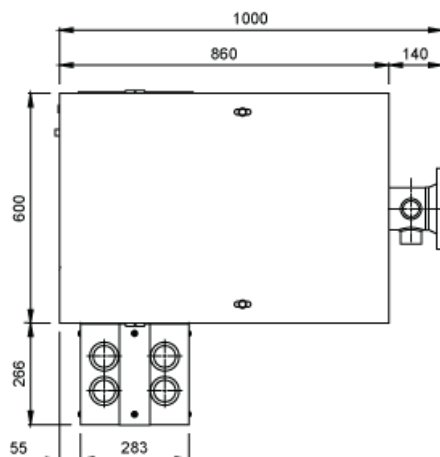
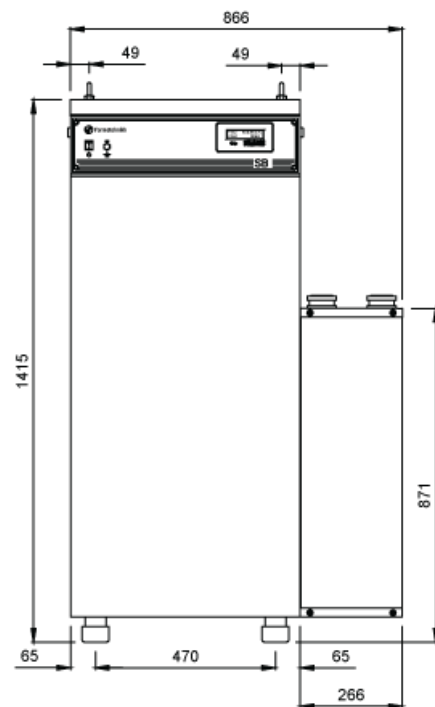
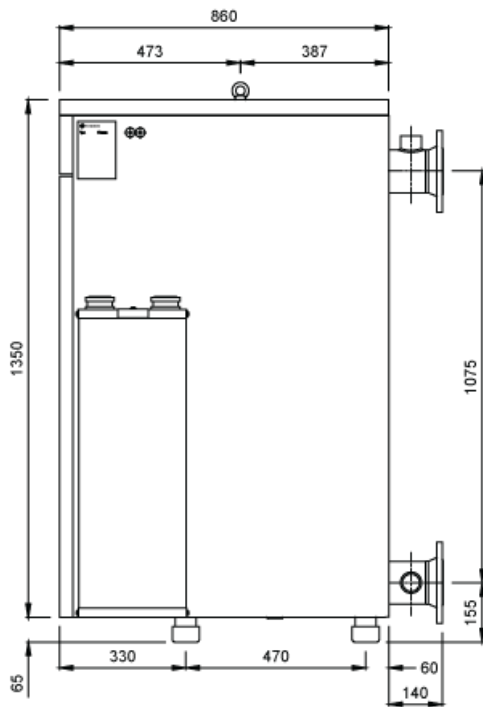
Inlet for 4 cables – 4 conductors/phase. No use of N-conductor.





1. Hydraulic outlet DN100 PN16
2. Hydraulic inlet DN100 PN16
3. 1½" muff for venting/safety valve
4. 1½" muff for drain/expansion
5. Cable inlets for control voltage/signals
6. Control panel
7. Type plate
8. Door
9. Lifting eye/hook
10. Connection box for power cables

All dimensions in mm.



Notice:
Ensure 1 m. clearance over the boiler for service and replacement of elements.



Varmeteknikk reserves the right to change specifications without prior notification.